



**PUBLIC SQUARE**  
putting the people back in research

SNC-Lavalin Tracking Survey II  
March 1, 2019

# Methodology

- The research involved a comparison of two online surveys of 1500 Canadians each.
- Survey panelists were recruited using the Maru Voice online panel.
- The surveys were fielded between February 13-14, 2019 and February 28-March 1, 2019.
- The questionnaire was designed by Public Square Research in partnership with Maru/Blue.
- Not all questions are comparable—five additional questions were added to the March 1, 2019 survey.

# Survey Highlights

Of the **58% of Canadians that are following** the news on the SNC-Lavalin scandal;

**57%**

**Have changed their mind  
about the Liberals**

**63%**

**Don't have confidence in the Prime Minister  
to govern Canada**

**75%**

**Say that the Prime  
Minister was behaving  
inappropriately**

**79%**

**Say that  
Jody Wilson-Raybould  
has the most credibility**

**21%**

**Say that  
Justin Trudeau has the  
most credibility**

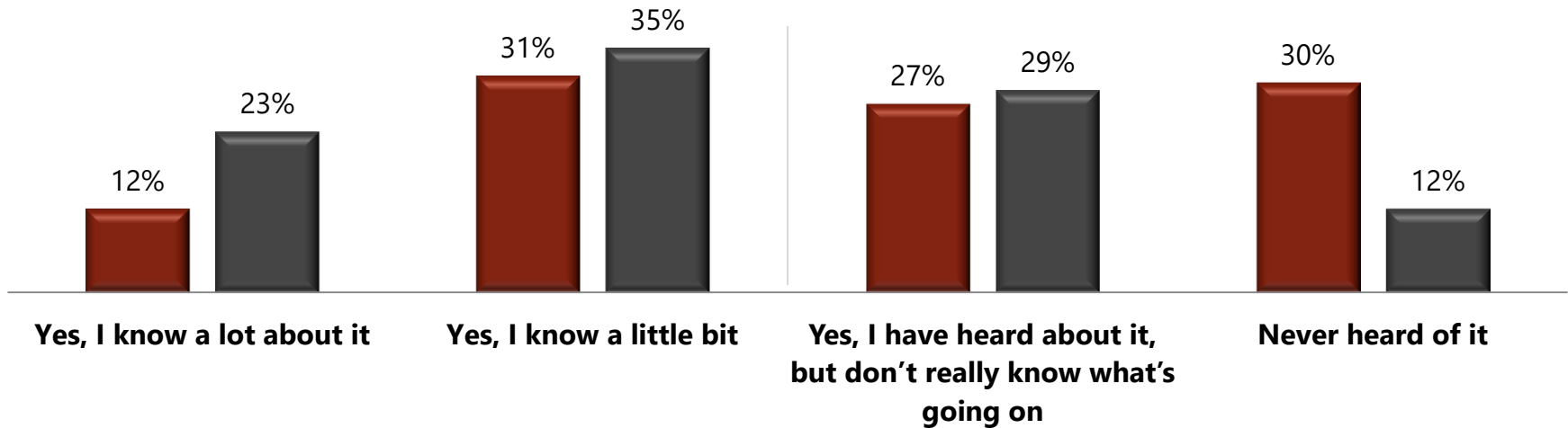
Following the news  
about the  
SNC-Lavalin  
scandal?

# Following the news about SNC-Lavalin?

Close to 6 in 10 now say they know at least a little about SNC. This is compared to a little over four in ten who said they knew at least a little about it two weeks ago.

## Have you been following the news about SNC-Lavalin?

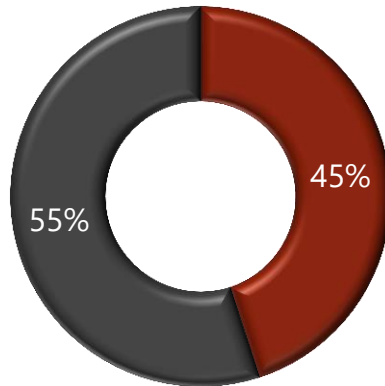
■ February 13-14   ■ February 28-March 1



# Did you see JWR's testimony and/or the Prime Minister's response?

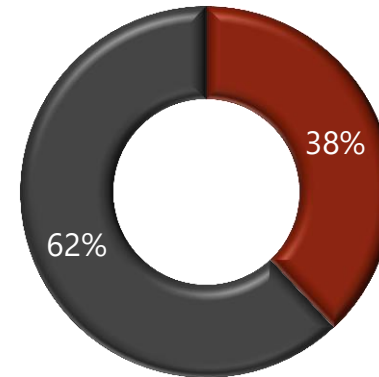
45% of Canadians saw some part of JWR's testimony, and just under 4 in 10 saw the Prime Minister's response.

## Did you see any part of Jody Wilson-Raybould's testimony?



■ Yes ■ No

## Did you see the Prime Minister's response?



■ Yes ■ No

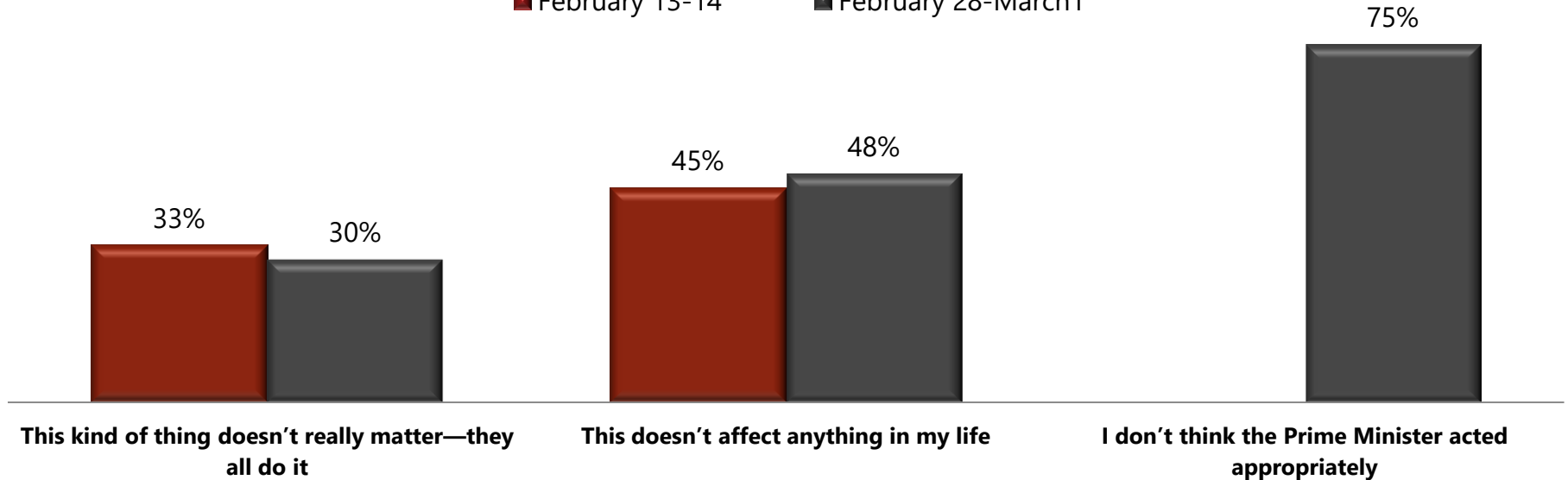
# Agree/Disagree Statements

# Negative Agree/Disagree Statements

Three quarters say that they don't think the Prime Minister behaved appropriately (only asked in this survey). Close to half said that it doesn't affect them, and that number has not changed significantly in two weeks. Only 3 in 10 say that this kind of thing doesn't matter.

## Percentage in Agreement

■ February 13-14    ■ February 28-March 1



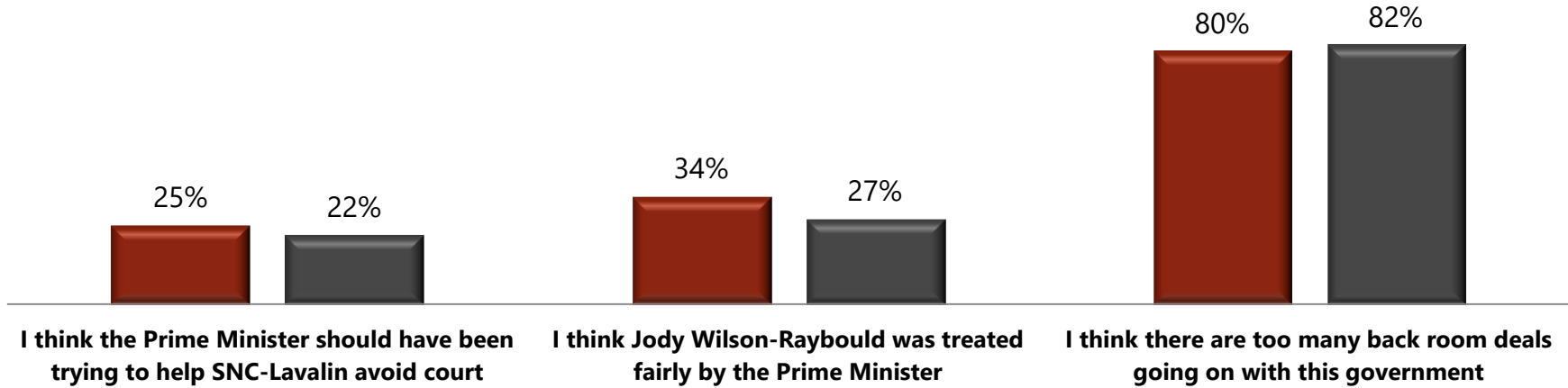


# Positive Agree/Disagree Statements

Just over 2 in 10 feel that the Prime Minister should have been trying to help SNC avoid court, and 27% now say that JWR has not been treated fairly. Eight in ten think that there are too many backroom deals.

## Percentage in Agreement

■ February 13-14 ■ February 28-March 1



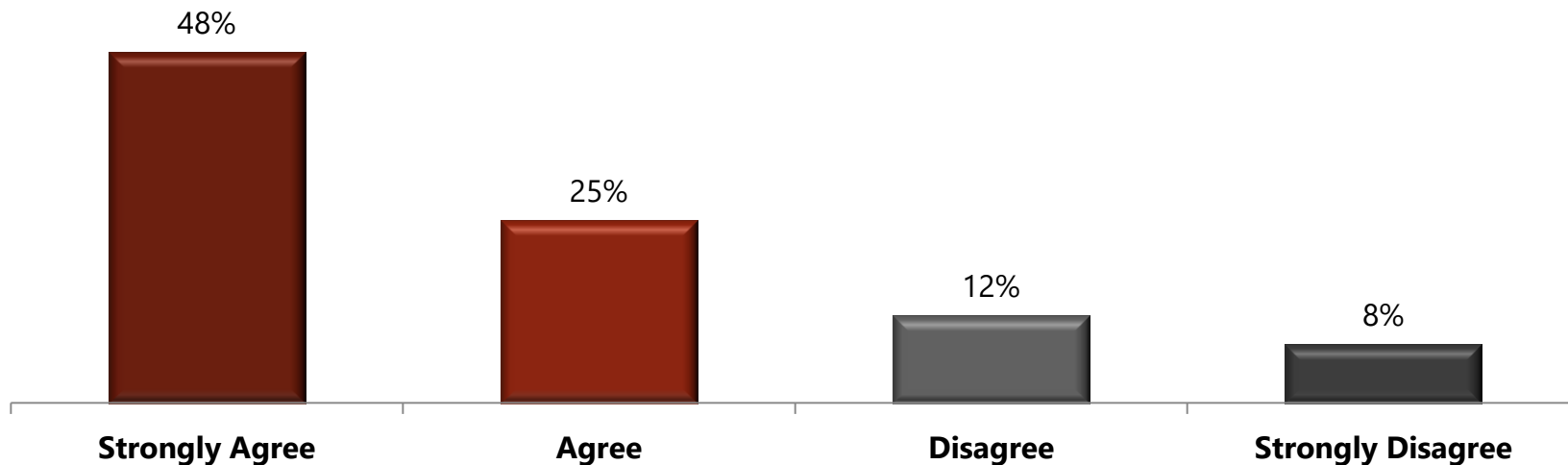
What to do when a  
company is in  
trouble with the law  
in Canada?

# When a company is in trouble with the law

Close to three quarters of Canadians (73%) say that the government should not involve itself if a Canadian company is in trouble with the law.

## Percentage in Agreement

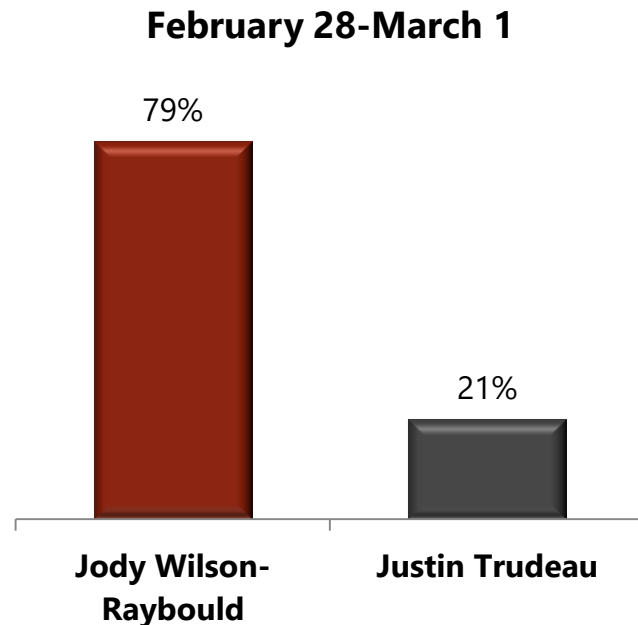
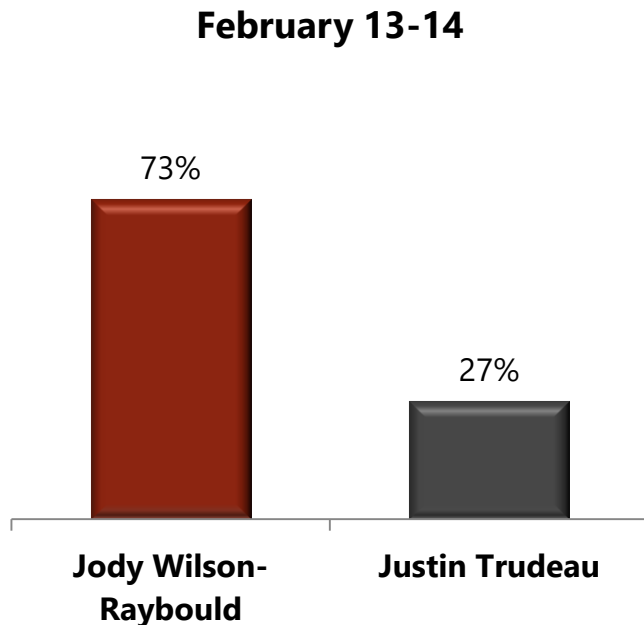
The government should not involve itself if a company gets in trouble with the law in Canada



Who has the most  
credibility?

# Who has the most credibility on the issue

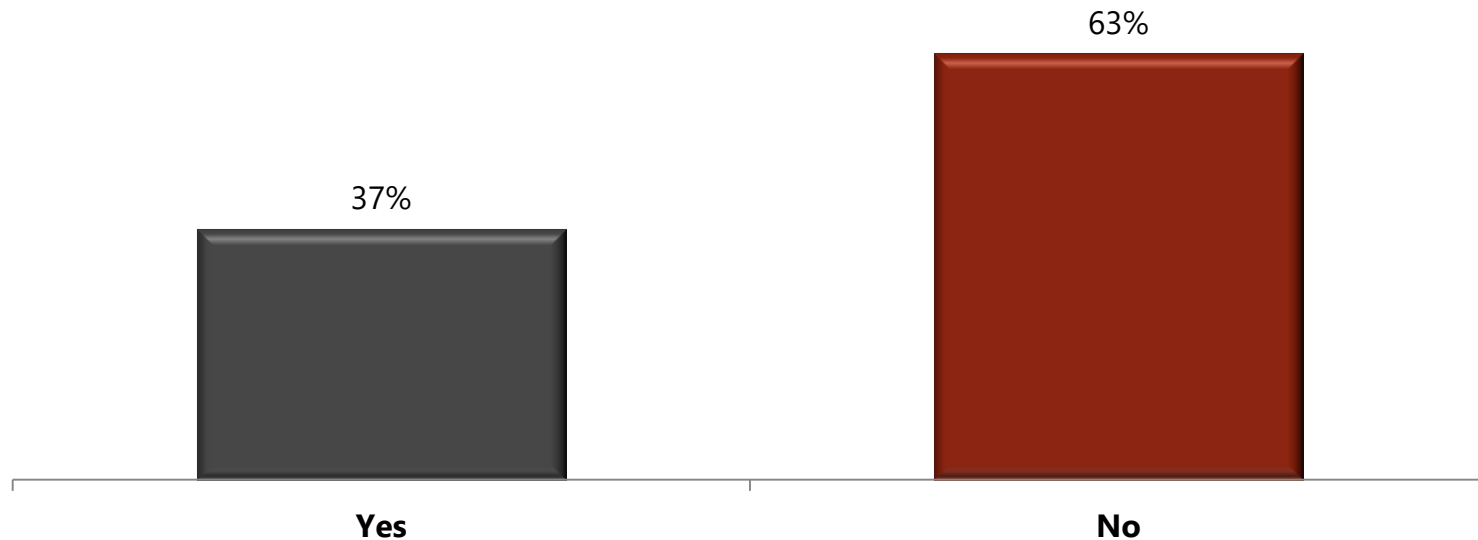
Eight in ten now say that JWR has the most credibility, compared to just over seven in ten two weeks ago.



Do you have  
confidence in the  
Prime Minister's  
ability to Govern?

# Confidence in the PM's ability to govern

More than six in ten say they don't have confidence in the Prime Minister's ability to govern.



Has this changed how  
you feel about the  
Liberal government?

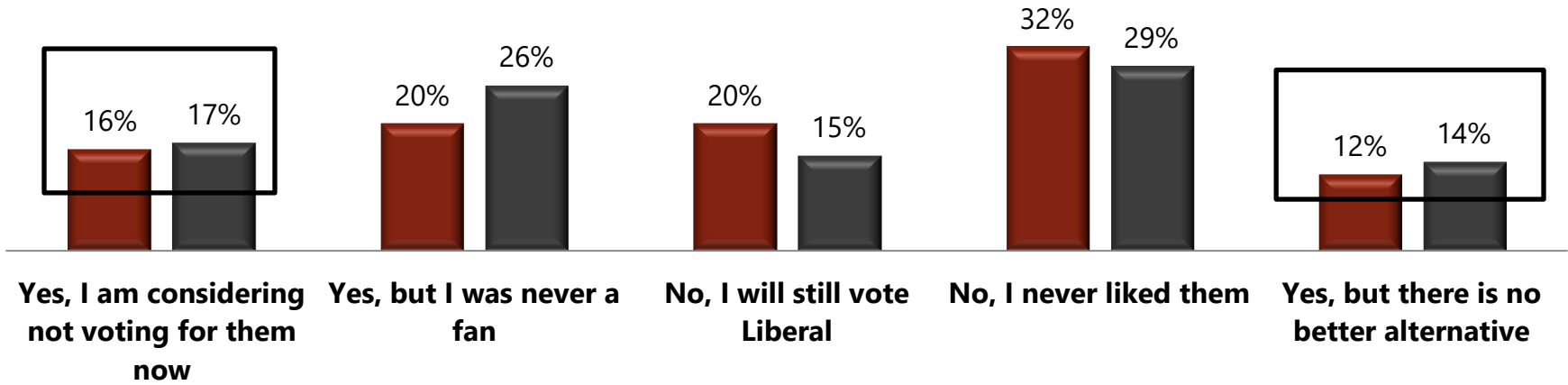


# Changed how you feel about the Liberals

57% of those who are following the SNC news say that they have changed how they feel about the Liberal government, but the number who are considering not voting Liberal has not changed in the past two weeks.

## Percentage in Agreement

■ February 13-14 ■ February 28-March 1



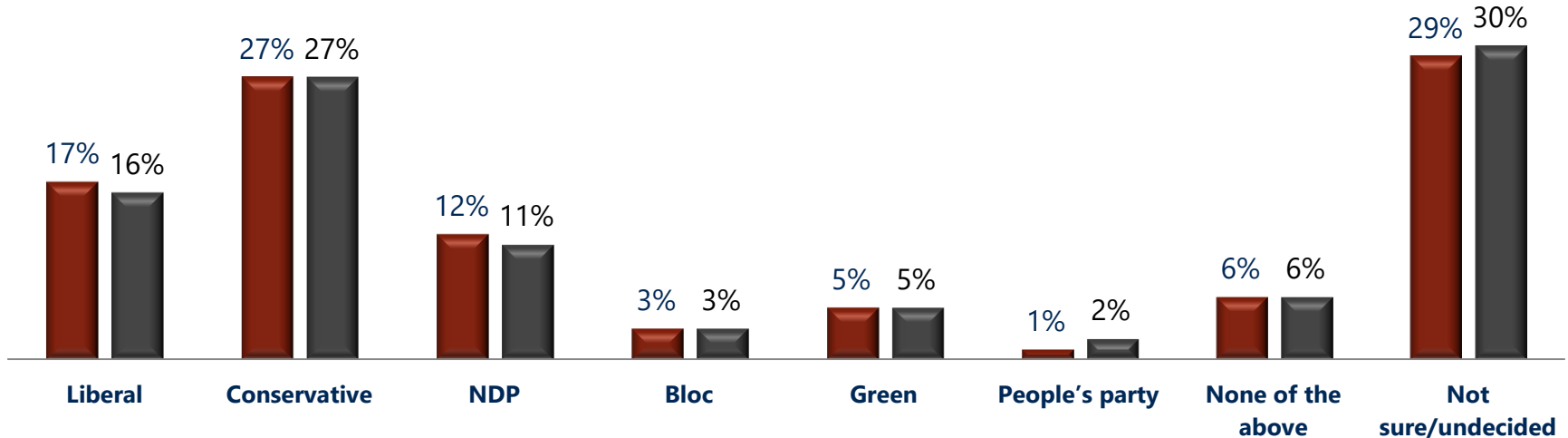
Is there a political party that you're leaning toward?

# Political party you're leaning toward

There has been no change in party leaning in the past two weeks either.

## Percentage in Agreement

■ February 13-14   ■ February 28-March 1



# Thank you

Heather Bastedo  
President, Public Square Research  
hbastedo@publicsquareresearch.ca  
(905) 320-8320



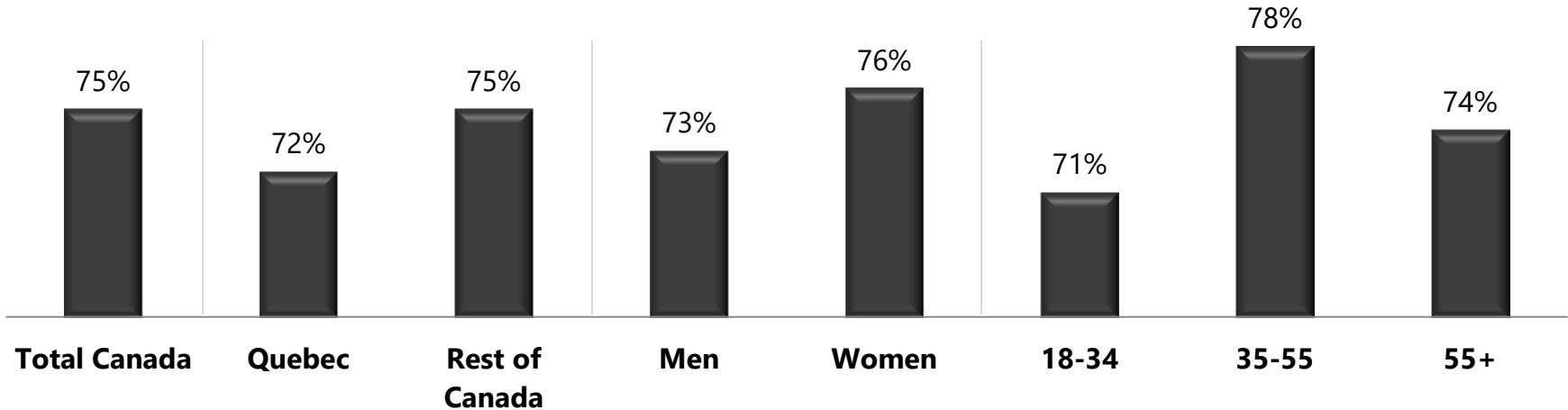
# Cross tabulation appendix

# Don't think the PM acted appropriately by Quebec, gender and age

There are no substantial differences in attitude here.

## Percentage in Agreement

■ February 28-March 1 only

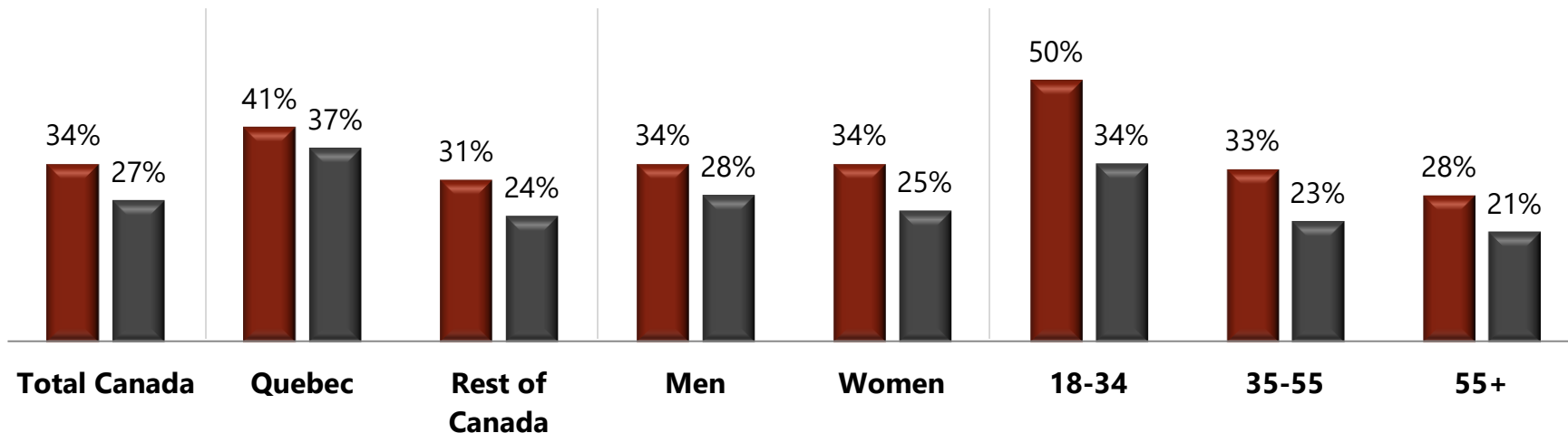


# JWR was Treated Fairly by the PM by Quebec, gender and age

Quebecers and young people are more likely to say that JWR was treated fairly, but the majority of Canadians do not.

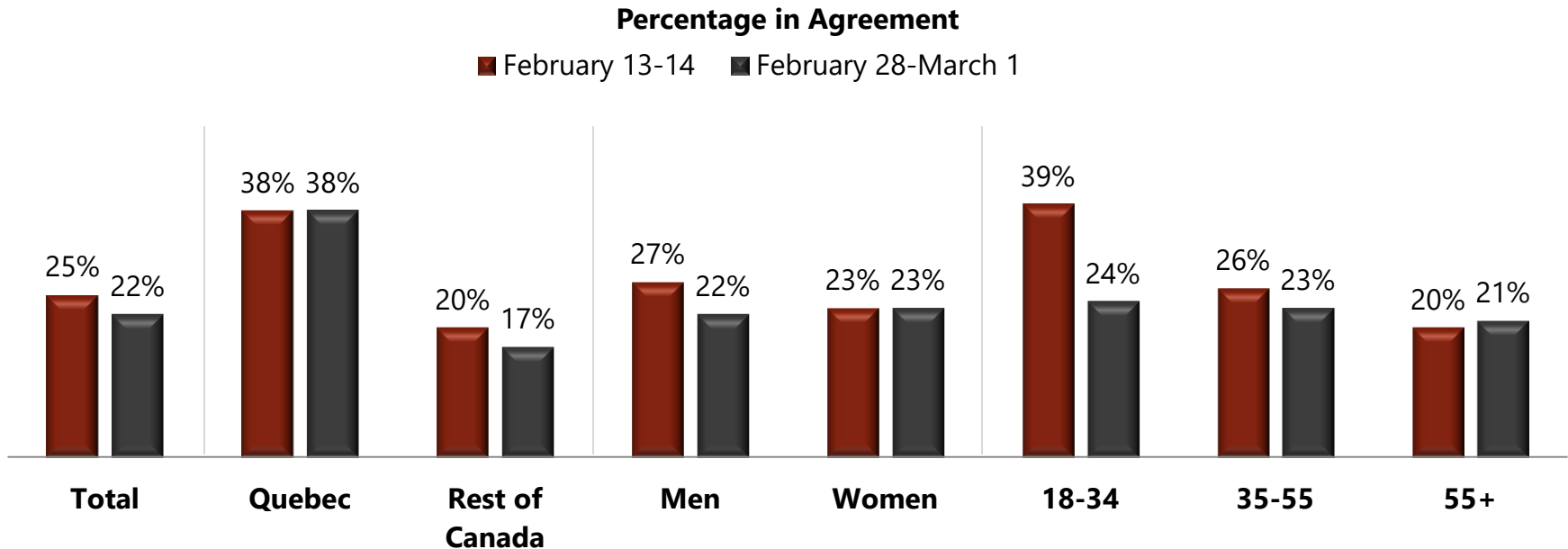
## Percentage in Agreement

■ February 13-14 ■ February 28-March 1



# PM should have been trying to help SNC by Quebec, gender and age

18 to 34 year olds are more likely to believe that the PM should have been helping.



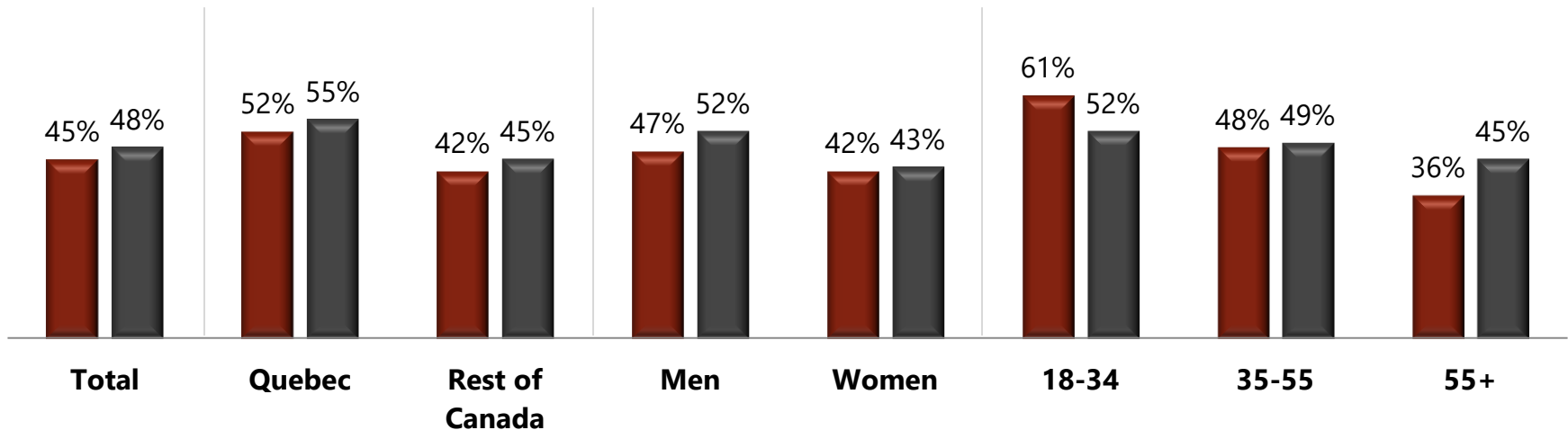


# Doesn't affect anything in my life by Quebec, gender and age

Of those following the news, Quebecers are more likely to say that it doesn't affect anything in their life.

## Percentage in Agreement

■ February 13-14 ■ February 27-March 1

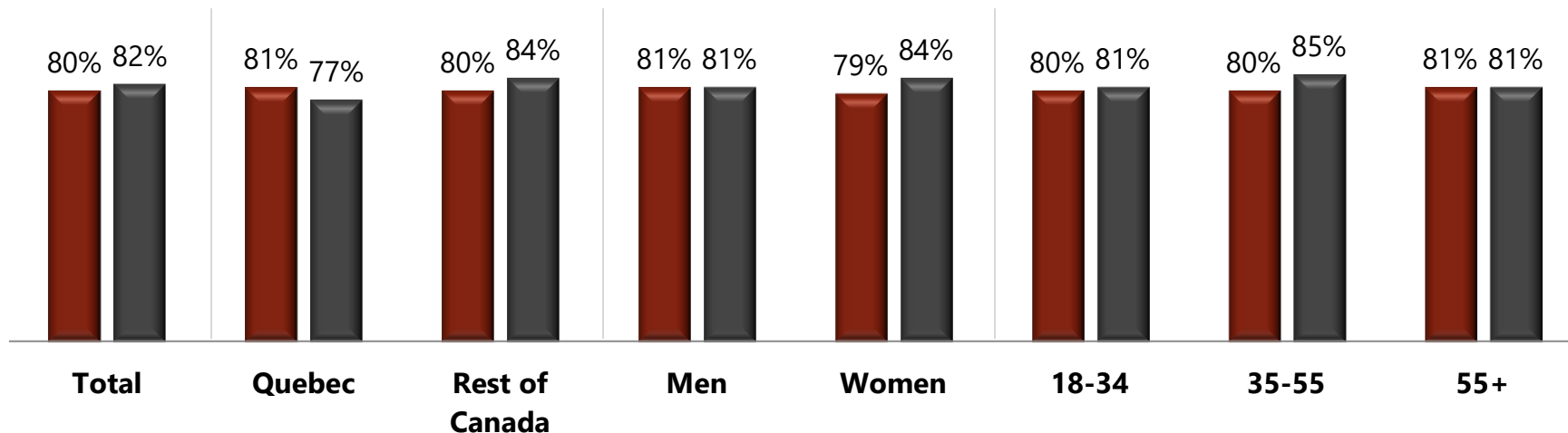


# Too many back room deals by Quebec, gender and age

There are no substantial differences in attitude here.

## Percentage in Agreement

■ February 13-14   ■ February 28-March 1

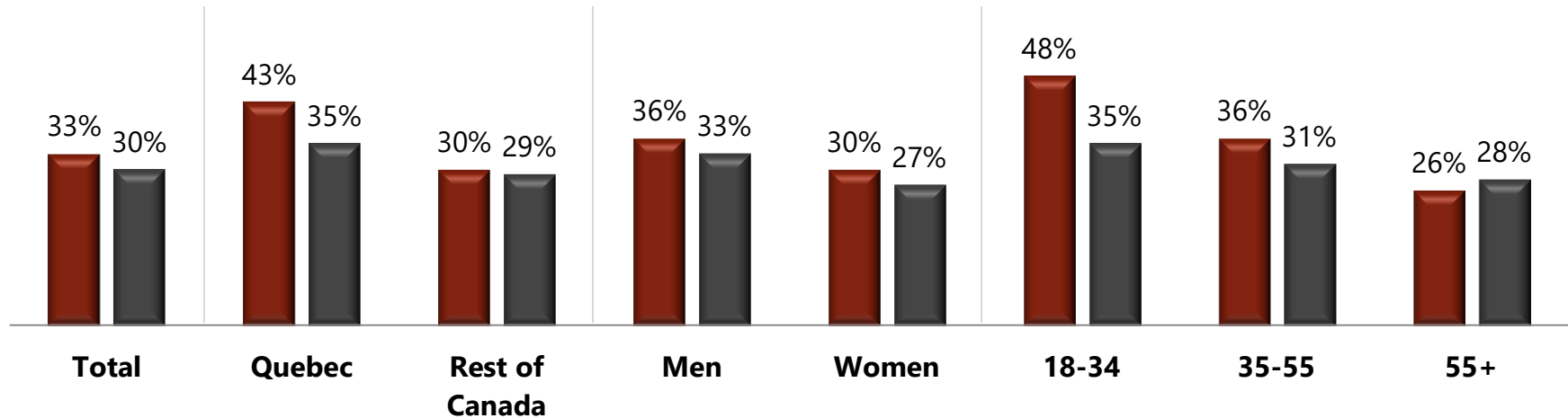


# This kind of thing doesn't matter— they all do it by Quebec, gender and age

Of those who have been following the news, Quebecers and those under 35 are more likely to say that this kind of thing doesn't matter—they all do it. But those numbers have eroded during the two week period.

## Percentage in Agreement

■ February 13-14   ■ February 28-March 1



# Confidence in the PM's ability to govern by Quebec, gender and age

Quebecers and young people are less likely to say that they do not have confidence in the Prime Minister's ability to govern.

## Percentage in Agreement

■ February 28-March 1 only

